



**GEOCERAMICA®**

Porcelain + Paver

# THE BEST OF BOTH WORLDS

Where Timeless Porcelain Meets the  
Strength and Simplicity of Concrete

[GeoCeramicaCanada.com](http://GeoCeramicaCanada.com)






Experience the beauty of porcelain combined with the strength and reliability of concrete. Now available in both Canada and the United States, this leading European innovation in paver technology brings unmatched durability and style to outdoor spaces, exclusively manufactured in Canada by Best Way Stone®.

## PORCELAIN WITH THE PRACTICALITY AND DURABILITY OF CONCRETE

GeoCeramica® is an advanced luxury flooring system that bonds a high-quality porcelain tile to a durable concrete base. This combination makes installation fast and reliable while delivering the refined look and exceptional performance of porcelain.

With rich textures, colours that remain vibrant, and a structure that resists weathering, GeoCeramica® elevates outdoor spaces while standing up to the demands of Canadian climates.




### TECHNOLOGY

- 1 **Porcelain Surface Layer:** Premium outdoor porcelain tile with long-term colour clarity and rich surface textures.
- 2 **AquaFerm® Bonding Layer:** Patented moisture-activated technology that securely fuses the porcelain to the concrete base.
- 3 **Stabikorn® Concrete Base:** High-strength, permeable concrete engineered for freeze-thaw resistance and stability.
- 4 **Integrated 3 mm Spacer Bars:** Precision spacing built into every unit for consistent joints.

The GeoCeramica® system seamlessly integrates porcelain aesthetics with concrete durability.

## EASY INSTALLATION

Unlike traditional outdoor porcelain pavers that require specialized installation methods, GeoCeramica® is designed to install just like concrete pavers — making it accessible, efficient, and ideal for a wide range of applications. GeoCeramica® installs just like a standard paver system or open-graded base system.



### KEY INSTALLATION PRACTICES

Install GeoCeramica® on an open-graded base system. This allows water to drain through the Stabikorn® base and into the ground.

It is recommended to cut GeoCeramica® with a wet saw to reduce friction. Use a porcelain tile blade to ensure a clean cut edge.

The use of a roller compactor is permitted on GeoCeramica® to provide final leveling on your project.

Use a resin sand suited for GeoCeramica®'s 3mm joints. Better suited for smaller joints, resin sand lower required maintenance, increase durability, and promotes further permeability.

When finishing your edges, use a cementitious edging to hold in GeoCeramica® if the use of a curbing system is unavailable.

## PORCELAIN + PAVER THE BEST OF BOTH WORLDS



### WHY CHOOSE GEOCERAMICA®

**Timeless Beauty:** Porcelain textures and colours that stay vibrant year after year.

**Built for Canadian Winters:** Resists heaving, cracking, and climate stress.

**Low Maintenance:** No sealing required; easy to clean and pressure-wash safe.

**Faster, Simpler Installs:** Porcelain elegance without the complexity.

**Design Without Compromise:** Premium aesthetics with long-lasting durability.

**Proven Worldwide:** Trusted across Europe and now North America with over 90 million square feet installed.

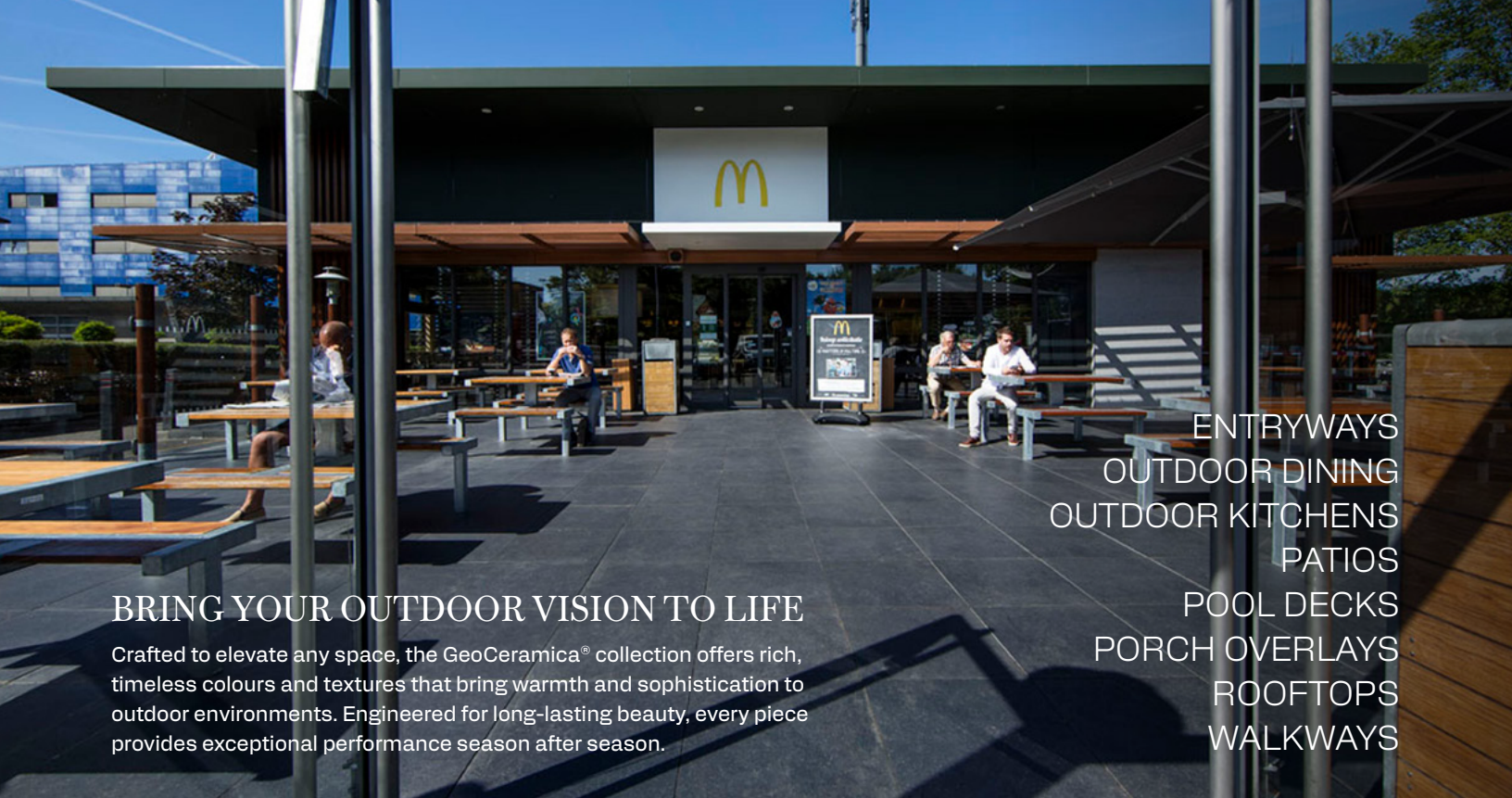


Explore details, view installation guidance, and request samples at:  
**GeoCeramicaCanada.com**



**reddot award 2017/18**  
winner





## BRING YOUR OUTDOOR VISION TO LIFE

Crafted to elevate any space, the GeoCeramica® collection offers rich, timeless colours and textures that bring warmth and sophistication to outdoor environments. Engineered for long-lasting beauty, every piece provides exceptional performance season after season.

ENTRYWAYS  
OUTDOOR DINING  
OUTDOOR KITCHENS  
PATIOS  
POOL DECKS  
PORCH OVERLAYS  
ROOFTOPS  
WALKWAYS



### 12" x 24"

11.81 x 23.62 x 1.6"  
300 x 600 x 40mm

	IMPERIAL	METRIC
Coverage/Unit	1.94 ft <sup>2</sup> /unit	0.18 m <sup>2</sup> /unit
Weight/Unit	35 lbs/unit	15.88 kg/unit
Coverage/Bundle	56 Units (108.4 ft <sup>2</sup> )	56 Units (10.07 m <sup>2</sup> )
Weight/Bundle	1960 lbs/pallet	889 kg/pallet

### 24" x 24"

23.62 x 23.62 x 1.6"  
600 x 600 x 40mm

	IMPERIAL	METRIC
Coverage/Unit	3.87 ft <sup>2</sup> /unit	0.36 m <sup>2</sup> /unit
Weight/Unit	70 lbs/unit	31.75 kg/unit
Coverage/Bundle	28 Units (108.4 ft <sup>2</sup> )	28 Units (10.07 m <sup>2</sup> )
Weight/Bundle	1960 lbs/pallet	889 kg/pallet

1-800-bestway (237-8929)  
GeoCeramicaCanada.com

**GEOCERAMICA®**  
Porcelain + Paver

MANUFACTURED BY:

**BWS** **BEST WAY**  
**STONE®**